


Second Grade

Student Name _____

April 2020

Monday	Tuesday	Wednesday	Thursday	Friday
 Advancement via Individual Determination		1 ELA- pg. numbers 201, 202, 101 Math- R56 Parent Initial ____	2 ELA- pg. numbers 203, 204, 205 Math-R57 Parent Initial ____	3 ELA- pg. numbers 207, 208, 104 Math-R58 Parent Initial ____
6 ELA- pg. numbers 210, 102, 45 Math-R59 Parent Initial ____	7 ELA- pg. numbers 209, 103, 105 Math-R60 Parent Initial ____	8 ELA- pg. numbers 211, 212, 106 Math-R61 Parent Initial ____	9 ELA- pg. numbers 213, 214, 215 Math-R62 Parent Initial ____	10 Good Friday
13 Spring Break	14 Spring Break	15 Spring Break	16 Spring Break	17 Spring Break
20 ELA- pg. numbers 217, 218, 108 Math-R63 Parent Initial ____	21 ELA- pg. numbers 219, 220, 109 Math-R64 Parent Initial ____	22 ELA- pg. numbers 221, 222, 111 Math-R65 Parent Initial ____	23 ELA- pg. numbers 223, 224, 225, 226 Math-R66 Parent Initial ____	24 ELA- pg. numbers 227, 228, 112 Math-R67 Parent Initial ____
27 ELA- pg. numbers 229, 230, 113 Math-R96, R97 Parent Initial ____	28 ELA- pg. numbers 114, 115 Math-R98, R99 Parent Initial ____	29 ELA- pg. numbers 107, 110 Math-R100 Parent Initial ____	30 ELA Read page 48 and complete the activity. Math-R101 Parent Initial ____	

Important Information:

Please follow the calendar to ensure students are working at a reasonable pace. In addition to these resources, students should be login in to Lexia Core 5 for at least 20 minutes a day.

Name _____

champion	determined	issues	promises
responsibility	rights	volunteered	votes

A. Choose the word that makes sense for each clue. Write the word on the line.

1. offered to do something _____
2. important things that people are talking about _____
3. choices given by people to elect someone _____
4. decided on something _____
5. a duty to do something _____
6. things you say you will do _____
7. a person who has won a contest _____
8. the things the law says you can do or have _____

B. Choose one vocabulary word from the box above. Write the word in a sentence of your own.

9. _____

Name _____

Two letters blended together can stand for one vowel sound. The letters *ou* and *ow* can stand for the vowel sound in *south* and *down*.

A. Read the words. Circle the word that has a different vowel sound. Write the word on the line and circle the letters that spell the vowel sound.

1. cloud you group _____
2. blue round fruit _____
3. slow throw cow _____
4. pull shout push _____
5. crown snow road _____


Some nouns have special plural forms. They change their spelling to name more than one.

B. Write the plural form for each word.

6. mouse _____
7. child _____
8. foot _____
9. man _____

Name _____

Fold back the paper along the dotted line. Use the blanks to write each word as it is read aloud. When you finish the test, unfold the paper. Use the list at the right to correct any spelling mistakes.



Review Words

High-Frequency Words

- | | |
|-----------|------------|
| 1. _____ | 1. sound |
| 2. _____ | 2. mound |
| 3. _____ | 3. cloud |
| 4. _____ | 4. shout |
| 5. _____ | 5. pound |
| 6. _____ | 6. clown |
| 7. _____ | 7. brown |
| 8. _____ | 8. crown |
| 9. _____ | 9. howl |
| 10. _____ | 10. growl |
| 11. _____ | 11. chair |
| 12. _____ | 12. where |
| 13. _____ | 13. been |
| 14. _____ | 14. myself |
| 15. _____ | 15. pushed |

Name _____

Lesson 6.1
Reteach

Draw to Represent 3-Digit Addition

Add 213 and 124.

Draw quick pictures of 213 and 124.

Count the hundreds, tens, and ones.

3 hundreds 3 tens 7 ones

Write the number. 337

Hundreds	Tens	Ones

Draw quick pictures. Write how many hundreds, tens, and ones in all. Write the number.

1. Add 135 and 214.

Hundreds	Tens	Ones

_____ hundreds _____ tens _____ ones

2. Add 121 and 143.

Hundreds	Tens	Ones

_____ hundreds _____ tens _____ ones

Name _____

Read the passage. Use the summarize strategy to tell the important events in your own words.

The Lost Kitten

00 One day, my friend Cora and I saw a homemade
10 sign posted on our street. The sign had a photo of a
22 kitten and the words, *LOST KITTEN. Please call Sally*
31 *at 555-0505 if you find my kitten, Boots.*

38 "Sally is our neighbor, Pam. She just got a new kitten
49 and now her pet is missing. It's too bad there's nothing
60 we can do," Cora said sadly.

66 I spoke up. "It's not hopeless. There is something
75 we can do! We can ask our neighbors to help look for
87 Boots."

88 We asked my dad to help with our neighborhood
97 search plan. First, we went and talked to Sally.

106 Sally explained what had happened, "I was careless
114 enough to leave the back door open. Boots slipped out
124 and ran off. And I haven't seen him since."

133 "Don't worry," I said. "We have a plan to help. Come
144 with us."

Name _____



146 We all went to Mrs. Lowe's house. After Mrs. Lowe
156 heard our plan, she said, "I think that's a wonderful
166 idea. It's very thoughtful of you to help Sally find Boots.
177 I'll be happy to help with the search." She joined our
188 group.

189 At each house on the street, the answer was the same.
200 Each neighbor would gladly help search for Boots. Dad
209 divided up the neighborhood streets and told each group
218 where to look.

221 Cora and I were calling loudly, "Boots!" Suddenly we
230 heard a soft mewing sound near our feet. There was
240 Boots, crouching under a bush. I held out my hand and
251 softly called Boots's name. He came right to me and I
262 scooped up the tiny kitten.

267 When we returned Boots to Sally, she was very
276 thankful. She hugged her kitten tightly as she said,
285 "The neighborhood search plan worked. Thank you,
292 everyone!"

Name _____

A. Reread the passage and answer the questions.

1. How does Cora feel about the missing kitten?

2. What clues help you understand Cora's point of view?

3. At the end of the story, what clues help you understand Sally's point of view?

B. Work with a partner. Read the passage aloud. Pay attention to how you raise and lower your voice. Stop after one minute. Fill out the chart.

	Words Read	-	Number of Errors	=	Words Correct Score
First Read		-		=	
Second Read		-		=	

Break Apart 3-Digit Addends

$$\begin{array}{r} 743 \\ + 124 \\ \hline \end{array}$$

Break apart each addend.
Write the value of each digit.

$$743 = \underline{700} + \underline{40} + \underline{3}$$

$$124 = \underline{100} + \underline{20} + \underline{4}$$

Add the hundreds, tens, and ones.
Then add these sums together.

		Hundreds		Tens		Ones	
743	→	700	+	40	+	3	
+ 124	→	100	+	20	+	4	
		<div style="display: flex; justify-content: space-around; align-items: center;"> 800 + 60 + 7 = 867 </div>					


Break apart the addends to find the sum.

		Hundreds		Tens		Ones	
1. 253	→	_____	+	_____	+	_____	
+ 536	→	_____	+	_____	+	_____	
		<div style="display: flex; justify-content: space-around; align-items: center;"> _____ + _____ + _____ = _____ </div>					

Name _____

Reading Volunteers

My name is Derek. The children in my second-grade class know how to read. Every Friday, we visit Ms. Snow's first-grade class. I pair up with Jack and help him practice reading. It feels good to help others.



Answer the questions about the text.

1. How can you tell that this text is realistic fiction?

2. Who is telling the story? How do you know?

3. How does Derek feel about helping Jack learn to read?
Why do you think so?

Name _____

To figure out a new word, look for a **suffix**, or word part, added to the end of the word.

The suffix **-ly** means "in a way that is."

The suffix **-ful** means "full of."

The suffix **-less** means "without."

A. Underline the suffix in the word in bold print. Then write the word and its meaning.

1. "It's too bad there's nothing we can do," Cora said **sadly**.

2. I was **careless** enough to leave the back door open.

3. It's very **thoughtful** of you to help Sally find Boots.

B. Write a word that means the same as the group of words. Your new word will end in *-ful* or *-less*.

4. without thought

5. full of thanks

Name _____

sound	mound	cloud	shout	pound
clown	brown	crown	howl	growl

A. Word Meaning


Write the spelling word for each definition.

1. a pile _____
2. yell _____
3. a color _____
4. noise _____
5. to snarl or grumble _____

B. Sentences to Complete

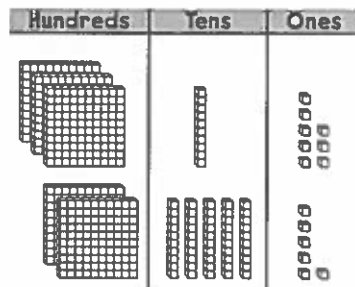
Write a spelling word on the line to complete each sentence.

6. The wolves _____ loudly at the Moon.
7. Will the king wear a _____?
8. We need a _____ of peaches to make a pie.
9. The _____ at the circus made us laugh.
10. There is a fluffy _____ in the sky.



**3-Digit Addition:
Regroup Ones**

Add. $\begin{array}{r} 318 \\ + 256 \\ \hline \end{array}$



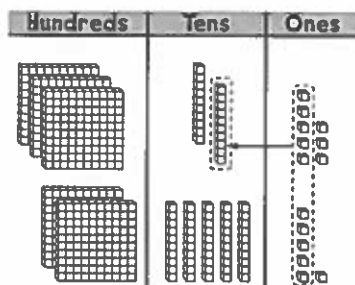
Hundreds	Tens	Ones
3	<div style="border: 1px solid black; width: 20px; height: 20px; display: flex; align-items: center; justify-content: center;"> </div>	8
+	2	5

Add the ones.

$8 + 6 = 14$

Do you need to
regroup? yes

Regroup 10 ones as 1 ten.



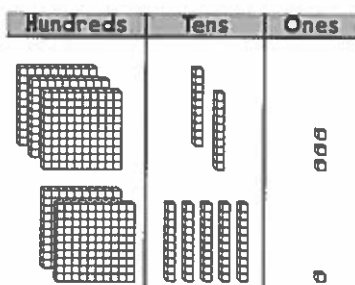
Hundreds	Tens	Ones
3	<div style="border: 1px solid black; width: 20px; height: 20px; display: flex; align-items: center; justify-content: center;">1</div>	8
+	2	5
		4

Add the tens.

$1 + 1 + 5 = 7$

Add the hundreds.

$3 + 2 = 5$



Hundreds	Tens	Ones
3	<div style="border: 1px solid black; width: 20px; height: 20px; display: flex; align-items: center; justify-content: center;">1</div>	8
+	2	5
5	7	4

Write the sum.

1.

Hundreds	Tens	Ones
	<div style="border: 1px solid black; width: 20px; height: 20px; display: flex; align-items: center; justify-content: center;"> </div>	
5	2	6
+	1	4
		2

2.

Hundreds	Tens	Ones
	<div style="border: 1px solid black; width: 20px; height: 20px; display: flex; align-items: center; justify-content: center;"> </div>	
4	5	7
+	3	3
		5

Name _____

Jordan used text evidence to answer the prompt: *In your opinion, are Grace and Matthew responsible members of their communities?*

I think Grace and Matthew are both responsible members of their communities. Grace listens to the issues that are important to other students. She makes promises to make her school a better place, like making bullying and littering against the rules. She even keeps some of her promises before she is elected. Grace organized a beautification committee, volunteered in the school cafeteria, and joined the safety squad. She does a lot of hard work for her community without being asked.

Matthew also helps other kids. He feels lucky that he is able to go to Camp Smiles. He thinks other kids with disabilities should have the same opportunity. Like Grace, he is involved in his community. He asks for help to raise money for kids who can't afford to go to Camp Smiles. He helps make other kids smile! This is why Grace and Matthew are both responsible members of their communities. They are good citizens.

Reread the passage. Follow the directions below.

1. Circle the topic sentence.
2. Draw a box around a detail that tells how Matthew is a responsible member of his community.
3. Underline the conclusion.
4. Write a plural pronoun Jordan used on the line.

Name _____

sound	mound	cloud	shout	pound
clown	brown	crown	howl	growl

A. Word Sort

Write the spelling words that have the *ou* spelling pattern.

1. _____ 2. _____ 3. _____

4. _____ 5. _____

Write the spelling words that have the *ow* spelling pattern.

6. _____ 7. _____ 8. _____

9. _____ 10. _____

B. Missing Letter


A letter is missing from each spelling word below. Write the missing letter in the box. Then write the spelling word correctly on the line.

11. so nd _____ 12. clo n _____

13. cl ud _____ 14. gro l _____

15. mo nd _____

Name _____



Howling Sounds

Lisa's dad just took her on a trip to a new state. It is warm there all year round. When she came home, she told her classmates about her trip.

"It was very hot and dry there," said Lisa. "Some animals howl at night. They make loud sounds."

"Did you see snakes?" asked Ted.

"Oh, yes!" said Lisa. "I saw lots of snakes. They are so strange!"

Lisa's class asked to hear more. Just then, the bell sounded for school. "Not now," begged Lisa. "We'll be late for class! But after class, I will tell you what I found on my trip!"

Lisa and her classmates ran to school. They made it just in time!

★ACTIVITY★

Write about what Lisa might have found on her trip.

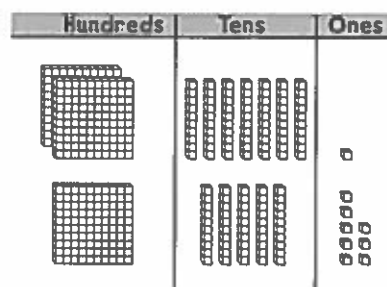
Name _____

3-Digit Addition: Regroup Tens

Add. 271
 $+ 158$

Add the ones.

$1 + 8 = 9$



Hundreds	Tens	Ones
<input type="text"/>	<input type="text"/>	<input type="text"/>
2	7	1
+	1	5
		8
		9

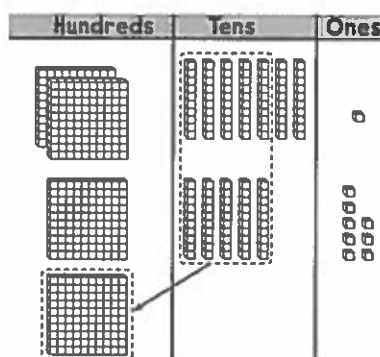
Add the tens.

$7 + 5 = 12$

Do you need to

regroup? **yes**

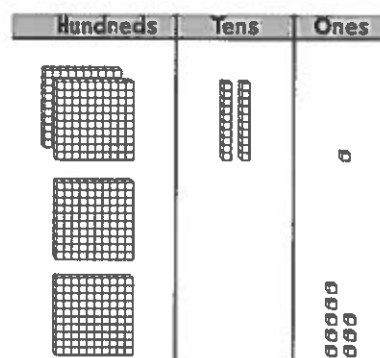
Regroup 12 tens
as 1 hundred 2 tens.



Hundreds	Tens	Ones
<input type="text"/>	<input type="text"/>	<input type="text"/>
2	7	1
+	1	5
		8
	2	9

Add the hundreds.

$1 + 2 + 1 = 4$



Hundreds	Tens	Ones
<input type="text"/>	<input type="text"/>	<input type="text"/>
2	7	1
+	1	5
4	2	9

Write the sum.

1.

Hundreds	Tens	Ones
<input type="text"/>	<input type="text"/>	<input type="text"/>
2	6	4
+	1	4
		5

2.

Hundreds	Tens	Ones
<input type="text"/>	<input type="text"/>	<input type="text"/>
2	3	2
+	6	0
		6

Name _____

A. Read the draft model. Use the questions that follow the draft to help you think about descriptive details you can add.

Draft Model

Our class helped at the park. We planted a lot of things. I used a shovel to dig holes for trees. Other kids helped, too. The park looked great at the end of the day.

1. What kind of class is helping in the park?
2. What does the park look like?
3. What details might describe the kinds of things the class planted? What details might tell how the park looks at the end of the day?

B. Now revise the draft by adding descriptive details that help readers learn more about the characters, setting, and events.

Name _____

sound	mound	cloud	shout	pound
clown	brown	crown	howl	growl

A. Word Sort

Look at the spelling words in the box. Match the spelling word with the spelling pattern and write the word.

ow

1. _____

2. _____

3. _____

4. _____

5. _____

ou

6. _____

7. _____

8. _____

9. _____

10. _____

B. Rhyme Time

Write one spelling word that rhymes with each word below.

11. found _____

12. owl _____

13. proud _____

14. gown _____


15. out _____

Name _____

A. Proofread

There are six spelling mistakes in the paragraph below. Circle the misspelled words. Write the words correctly on the lines.

Shawn and Ben raced to the top of a mownd. Then they sat on the ground and looked at the sky. They saw one clowd that looked like a crown. Another one looked like a cloun. Suddenly, they heard a loud houl. It was a furry, broun animal by the woods! The boys jumped up with a showt and ran home.



1. _____ 2. _____ 3. _____
4. _____ 5. _____ 6. _____

B. Writing

Write about an adventure that you had. Use four spelling words in your paragraph.

Addition: Regroup Ones and Tens

Sometimes, you may need to regroup more than once.

$$\begin{array}{r} 189 \\ + 623 \\ \hline \end{array}$$

Step 1 Add the ones.

There are 12 ones in all.

Regroup 12 ones as 1 ten 2 ones.

$$\begin{array}{r|l|l} 1 & 8 & 9 \\ + 6 & 2 & 3 \\ \hline & & 2 \end{array}$$

Step 2 Add the tens.

There are 11 tens in all.

Regroup 11 tens as 1 hundred 1 ten.

$$\begin{array}{r|l|l} 1 & 8 & 9 \\ + 6 & 2 & 3 \\ \hline & 1 & 2 \end{array}$$

Step 3 Add the hundreds.

There are 8 hundreds in all.

$$\begin{array}{r|l|l} 1 & 8 & 9 \\ + 6 & 2 & 3 \\ \hline 8 & 1 & 2 \end{array}$$

Write the sum.

1.

$$\begin{array}{r|l|l} 2 & 7 & 8 \\ + 4 & 6 & 5 \\ \hline & & \end{array}$$

2.

$$\begin{array}{r|l|l} 1 & 5 & 7 \\ + 7 & 7 & 1 \\ \hline & & \end{array}$$

3.

$$\begin{array}{r|l|l} 3 & 6 & 4 \\ + 4 & 1 & 9 \\ \hline & & \end{array}$$

Name _____

amused	cooperate	describe	entertained
imagination	interact	patient	peaceful

Choose the word that makes sense in each blank. Then write the word on the line.

1. The book club members talk and _____ with each other when they meet.
2. The singers _____ the people at the show.
3. My friend _____ us with his funny jokes.
4. The firefighters work together, or _____, to put out the fire.
5. When there is a long line at lunch, you must be _____.
6. It is easy to relax in a _____ place.
7. Can you _____ the drawing you made?
8. You can write a good story when you use your _____.

Name _____

Two letters blended together can stand for one vowel sound. The letters *oy* and *oi* can stand for the vowel sound in *boy* and *foil*.

A. Read each sentence. Circle the word with the vowel sound you hear in *boy*. Write the word on the line and circle the letters that spell the vowel sound.

1. The girl plays with a toy truck. _____
2. We'll plant seeds in the soil and watch them grow. _____
3. Dad will boil eggs in a pot on the stove. _____
4. The baby giggles with joy when she is tickled. _____


When a word ends in *-le*, the consonant before it plus the letters *le* form the last syllable. This sound in an end syllable can also be spelled *-al* or *-el*.

B. Read each word. Draw a line between the syllables. Write each syllable on the line.

1. needle _____ _____
2. bagel _____ _____
3. local _____ _____
4. puzzle _____ _____

Name _____

Fold back the paper along the dotted line. Use the blanks to write each word as it is read aloud. When you finish the test, unfold the paper. Use the list at the right to correct any spelling mistakes.



Review Words

High-Frequency Words

- | | |
|-----------|-----------|
| 1. _____ | 1. soil |
| 2. _____ | 2. broil |
| 3. _____ | 3. moist |
| 4. _____ | 4. point |
| 5. _____ | 5. toil |
| 6. _____ | 6. oil |
| 7. _____ | 7. toy |
| 8. _____ | 8. joy |
| 9. _____ | 9. coin |
| 10. _____ | 10. noise |
| 11. _____ | 11. crown |
| 12. _____ | 12. mound |
| 13. _____ | 13. I'll |
| 14. _____ | 14. laugh |
| 15. _____ | 15. maybe |

Name _____

Estimation in 3-Digit Addition

How many hundreds are in each number?
Identify the hundreds digit and describe its value in a 3-digit number.

529

338

The digit 9 is in the ones place.
The digit 2 is in the tens place.
The digit 5 is in the hundreds place.
So, there are 5 hundreds in 529.

The digit 8 is in the ones place.
The digit 3 is in the tens place.
The digit 3 is in the hundreds place.
So, there are 3 hundreds in 338.

Use the values of the hundreds digit.
Estimate the sum.

1.

$$\begin{array}{r} 417 \\ + 235 \\ \hline \end{array} \qquad \begin{array}{r} + \\ \hline \end{array}$$

An estimate for the sum is _____.

2.

$$\begin{array}{r} 609 \\ + 334 \\ \hline \end{array} \qquad \begin{array}{r} + \\ \hline \end{array}$$

An estimate for the sum is _____.

Name _____

Read the passage. Use the summarize strategy to tell the important events in your own words.

The Class Play

00 Mr. Webb's class was going to put on a play for the
12 school. They chose to act out *Henny Penny*.

20 "There are six actors in this play," said Mr. Webb.
30 "We'll need painters for the sets. We'll need helpers with
40 the lights and music. There will be a job for everyone."

51 The next day, the class read the play together. Luz
61 said, "I'm going to play the part of Henny Penny. That's
72 the most important part."

76 "No, I want to play that part," said Jade.

85 "I think I would be the best Henny Penny," chimed in
96 Stacy.

97 Before the talk could get out of hand, Mr. Webb spoke
108 up. "We have to be fair. We will have a try-out and I
122 will be the judge."

Name _____



126 Mr. Webb explained that children who wanted to act
135 in the play should practice the lines. Then Mr. Webb
145 would decide who was best for each part.

153 The class agreed that this was fair. They knew if they
164 all pulled together, they could put on a great play.

174 Luz made up her mind that she wanted to play Henny
185 Penny. She practiced her lines over and over. She knew
195 the lines by heart.

199 At the try-out, three children read the part of Henny
210 Penny. Other children tried out for the rest of the parts.
221 Mr. Webb clapped for each child. Then he said, "Luz,
231 you will play Henny Penny. Here is a list of the other
243 parts and jobs for all."

248 The class worked hard on their play. Everyone at
257 school said it was a big hit!

Name _____

A. Reread the passage and answer the questions.

1. What is Luz's point of view about who should play the part of Henny Penny?

2. What is Stacy's point of view about who should play the part of Henny Penny?

3. What is Mr. Webb's point of view about who should play the part of Henny Penny?

B. Work with a partner. Read the passage aloud.

Pay attention to how you use your voice to show feelings.

Stop after one minute. Fill out the chart.

	Words Read	-	Number of Errors	=	Words Correct Score
First Read		-		=	
Second Read		-		=	

Name _____

Problem Solving • 3-Digit Subtraction

There were 237 books on the shelves.

Mr. Davies took 126 books off the shelves.

How many books were still on the shelves?

Unlock the Problem

What do I need to find?

how many books


were still on the shelves

What information do I need to use?

There were 237 books on the shelves.

Mr. Davies took 126 books off the shelves.

Show how to solve the problem.



There were 111 books still on the shelves.

Make a model to solve. Then draw a quick picture of your model.


1. Mr. Cho has 256 pencils.
Then he sells 132 pencils.
How many pencils does he have now?

_____ pencils

Name _____

Sharing the Class Pet

Marta's class has a pet rabbit. On Friday, everyone wants to take the rabbit home. Mrs. Jones writes the children's names on papers and mixes them up. She will pick a name to see who takes the rabbit home today.



Answer the questions about the text.

1. How do you know that this text is fiction?

2. What is the problem?

3. What is the solution?

Name _____

An **idiom** is a word or a phrase that has a different meaning than the real meaning of the words.

Read each sentence. Look at the idiom in bold print.
Write the meaning of the idiom.

1. Before the talk could **get out of hand**, Mr. Webb spoke up.

2. They knew if they all **pulled together**, they could put on a great play.

3. Luz **made up her mind** that she wanted to play Henny Penny.

4. She **knew the lines by heart**.

5. Everyone at school said it **was a big hit**!

Name _____

soil	broil	moist	point	toil
oil	toy	joy	coin	noise

A. Word Sort

Look at the spelling words in the box. Match each word with the spelling pattern and write the word.

oi

1. _____ 2. _____ 3. _____

4. _____ 5. _____ 6. _____

7. _____ 8. _____

oy

9. _____ 10. _____

B. Rhyme Time

Write one spelling word that rhymes with each word below.

11. join _____ 12. hoist _____

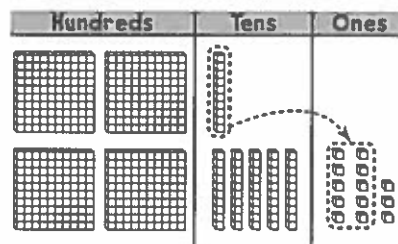
13. boy _____ 14. spoil _____

15. poise _____

3-Digit Subtraction: Regroup Tens

Subtract. 463
 -317

Are there
enough ones
to subtract 7? no
Regroup 1 ten as 10 ones.

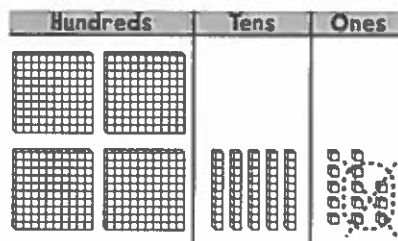


Hundreds	Tens	Ones
	<div></div>	<div></div>
4	6	3
— 3	1	7

There are 13 ones
and 5 tens.

Subtract the ones.

$13 - 7 = 6$



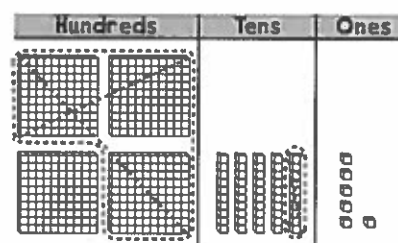
Hundreds	Tens	Ones
	<div>5</div>	<div>13</div>
4	6	3
— 3	1	7
		<div>6</div>

Subtract the tens.

$5 - 1 = 4$

Subtract the hundreds.

$4 - 3 = 1$



Hundreds	Tens	Ones
	<div>5</div>	<div>13</div>
4	6	3
— 3	1	7
<div>1</div>	<div>4</div>	<div>6</div>

Solve. Write the difference.

1.

Hundreds	Tens	Ones
	<div></div>	<div></div>
8	6	2
— 3	2	8

2.

Hundreds	Tens	Ones
	<div></div>	<div></div>
6	7	8
— 2	4	5

Name _____

A. Read the draft model. Use the questions that follow the draft to help you think about using sentences of different lengths.

Draft Model

Jake had to do a project. It was for science. He and his friends worked together. It made the work go faster. They built a toy rocket ship. Soon they were done.

1. Which sentences could you make longer?
2. Which sentences could you combine?
3. How can you make the sentences flow from one to the next?

B. Now revise the draft by writing sentences of different lengths.

Name _____

Rachel used text evidence to answer the prompt: *In your opinion, what are the benefits of cooperating with others?*

I think that there are many benefits of cooperating with others, but there are two that I think are very important. Cooperating with others makes people happier. It also makes communities safer.

At the beginning of *Once Upon a Baby Brother*, Lizzie couldn't wait to go to school each morning so that she could get away from her brother, Marvin. At the end, she learned how to cooperate with him. She used him as a character in her comic book. She read the story to Marvin and she even hugged him. In the illustrations, I can see she looks much happier.

In "Bully-Free Zone," students in Seattle worked together to stop bullying. They learned how to be good friends to each other. After this, students didn't pick on each other very much. The students cooperated and the schools in Seattle were safer for everybody. I think cooperating with others is always a good idea!

Reread the passage. Follow the directions below.

1. Circle Rachel's topic sentence.
2. Draw a box around two linking words.
3. Underline one short sentence and one long sentence.
4. Write a sentence with the pronoun / on the line.

Name _____

soil

broil

moist

point

toil

oil

toy

joy

coin

noise

A. Word Meaning

Write the spelling word for each definition.

1. a thing children play with _____
2. dirt that plants grow in _____
3. to work hard _____
4. a little bit wet _____
5. happiness _____
6. a sound _____

B. Sentences to Complete

Write a spelling word on the line to complete each sentence.

7. Many cars and buses need _____ to run.
8. A cook can bake, boil, and _____ food.
9. I will _____ to my house to show you where it is.
10. A quarter is a larger
_____ than a dime.



3-Digit Subtraction: Regroup Hundreds

Subtract. 326

- 174

Subtract the ones.

$$6 - 4 = 2$$

Are there
enough tens to
subtract 7 tens? no

Regroup 1 hundred as 10 tens.

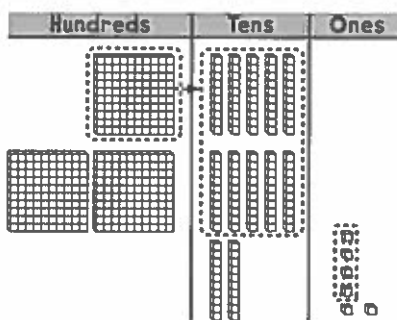
Now there are 12 tensand 2 hundreds.

Subtract the tens.

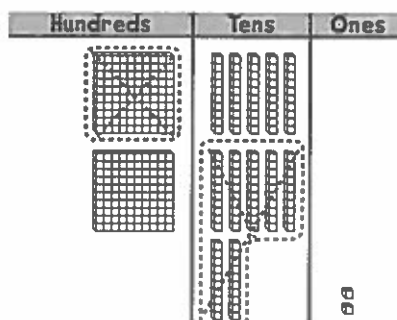
$$12 - 7 = 5$$

Subtract the hundreds.

$$2 - 1 = 1$$



Hundreds	Tens	Ones
2	12	
3	2	6
1	7	4
		2



Hundreds	Tens	Ones
2	12	
2	2	6
1	7	4
1	5	2

Solve. Write the difference.

1.

Hundreds	Tens	Ones
<input type="text"/>	<input type="text"/>	<input type="text"/>
6	7	9
2	6	1

2.

Hundreds	Tens	Ones
<input type="text"/>	<input type="text"/>	<input type="text"/>
5	2	5
2	9	3

Name _____

agree

challenging

discover

heroes

interest

perform

succeed

study

Choose the word that makes sense in each blank. Then write the word on the line.

1. My aunt has an _____ in learning to knit.
2. The boy found it _____ to complete the puzzle.
3. Do you _____ or disagree with my idea?
4. You should _____ the spelling words before taking the test.
5. The _____ helped many people to safety.
6. I would like to _____ a new star in the sky.
7. Five actors _____ in a play on stage.
8. You can _____ at playing the piano with lots of practice.

Name _____

The letters **oo**, **u_e**, **u**, **ew**, **ue**, and **ui** can stand for the vowel sound you hear in the words **moon**, **tune**, **flu**, **chew**, **blue**, and **suit**. The letters **oo**, **ou**, and **u** can also stand for the vowel sound you hear in **look**, **would**, and **push**.

A. Write each word in the box to match the word in bold print with the same vowel sound.

drew

goose

could

full

flute

good

true

should

pool**book**

1. _____

5. _____

2. _____

6. _____

3. _____

7. _____

4. _____

8. _____

A contraction is a short way to write two words. The apostrophe takes the place of the letter **o** in the word **not**.


B. Write the contraction for each pair of words.

9. should not _____ 10. has not _____

11. would not _____ 12. could not _____

Name _____

Fold back the paper along the dotted line. Use the blanks to write each word as it is read aloud. When you finish the test, unfold the paper. Use the list at the right to correct any spelling mistakes.



Review Words

High-Frequency Words

- | | |
|-----------|------------|
| 1. _____ | 1. room |
| 2. _____ | 2. flu |
| 3. _____ | 3. June |
| 4. _____ | 4. new |
| 5. _____ | 5. glue |
| 6. _____ | 6. fruit |
| 7. _____ | 7. crook |
| 8. _____ | 8. could |
| 9. _____ | 9. full |
| 10. _____ | 10. push |
| 11. _____ | 11. point |
| 12. _____ | 12. coin |
| 13. _____ | 13. along |
| 14. _____ | 14. ever |
| 15. _____ | 15. strong |

Name _____

Subtraction: Regroup Hundreds and Tens

You may need to regroup more than once.

$$\begin{array}{r} 282 \\ - 198 \\ \hline \end{array}$$

Regroup 1 ten as 10 ones. Subtract the ones.

$$\begin{array}{r} 7\cancel{1}2 \\ \cancel{8}\cancel{2} \\ - 198 \\ \hline 4 \end{array}$$

Regroup 1 hundred as 10 tens. Subtract the tens.

$$\begin{array}{r} 17 \\ \cancel{7}\cancel{1}2 \\ \cancel{2}\cancel{8}\cancel{2} \\ - 198 \\ \hline 84 \end{array}$$

Subtract the hundreds.

$$\begin{array}{r} 17 \\ \cancel{7}\cancel{1}2 \\ \cancel{2}\cancel{8}\cancel{2} \\ - 198 \\ \hline 84 \end{array}$$

Solve. Write the difference.

1.
$$\begin{array}{r} 481 \\ - 176 \\ \hline \end{array}$$

2.
$$\begin{array}{r} 746 \\ - 28 \\ \hline \end{array}$$

3.
$$\begin{array}{r} 331 \\ - 148 \\ \hline \end{array}$$

4.
$$\begin{array}{r} 395 \\ - 131 \\ \hline \end{array}$$

5.
$$\begin{array}{r} 524 \\ - 265 \\ \hline \end{array}$$

6.
$$\begin{array}{r} 748 \\ - 603 \\ \hline \end{array}$$

Name _____

Read the passage. Use the summarize strategy to tell the important events in your own words.

Dr. Elizabeth Blackwell

00 Today many women are **doctors**, but that was
08 not always true. Many years ago, only men could be
18 doctors. Elizabeth Blackwell changed that.

23 Early Life

25 Elizabeth Blackwell was born in England in 1821. Her
34 family moved to America when Elizabeth was eleven.
42 When she got older, she became a teacher. In that time,
53 teaching was a common occupation, or job, for women.

62 Becoming a Doctor

65 Then one of Elizabeth's friends got very ill. She wanted
75 sick people to have less pain and discomfort. Elizabeth
84 started thinking about ways to help people like her
93 friend. She wanted to become a doctor.

Name _____



100 Elizabeth talked to men doctors who told her that
109 women could not go to **medical school**. Elizabeth did not
119 agree or accept that. She tried to get into a number of
131 medical schools. She did not give up.

138 At last, she was allowed to study at a school in New
150 York. Elizabeth studied and learned medicine for two
158 years. In 1849, she became the first woman doctor in
168 America.

169 A few years later, Elizabeth opened her own medical
178 office in New York City. She asked two other women
188 doctors to join her **practice**. One of these doctors was
198 her sister, Emily. The doctors took care of sick women
208 and children. They also ran a school to train, or teach,
219 other women as doctors.

223 Elizabeth Blackwell helped people her whole life. She
231 opened the door for women doctors.

Name _____

A. Reread the passage and answer the questions.

1. What happened first in Elizabeth Blackwell's life?

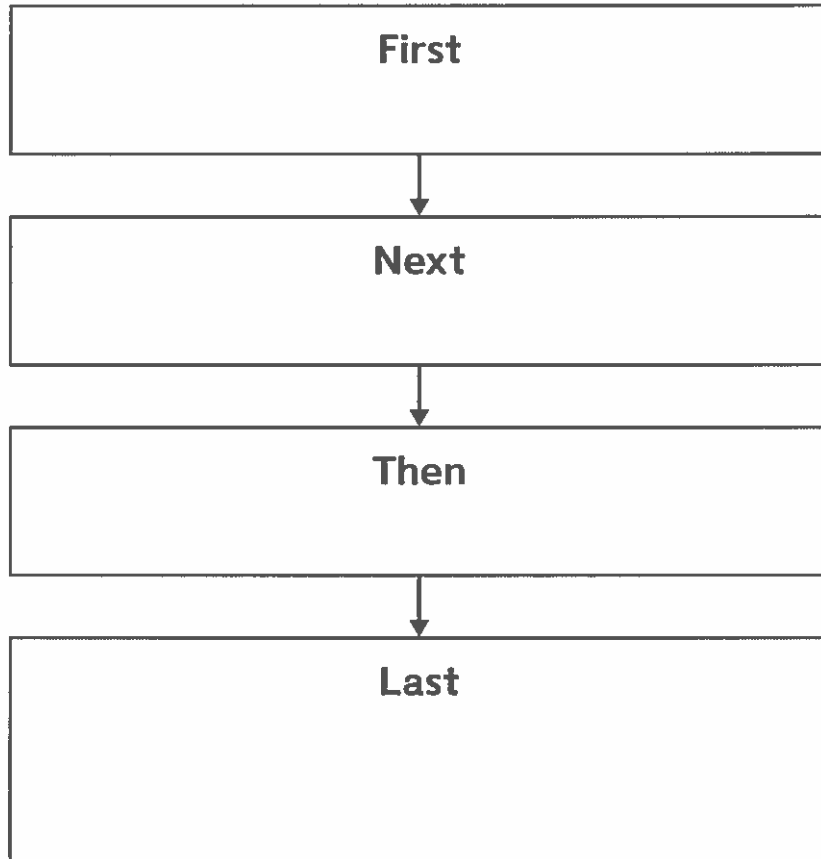
2. What happened next?

3. What happened last?

B. Work with a partner. Read the passage aloud. Pay attention to how you pause and group words together. Stop after one minute. Fill out the chart.

	Words Read	-	Number of Errors	=	Words Correct Score
First Read		-		=	
Second Read		-		=	

Name _____

Read the selection. Complete the Sequence chart.

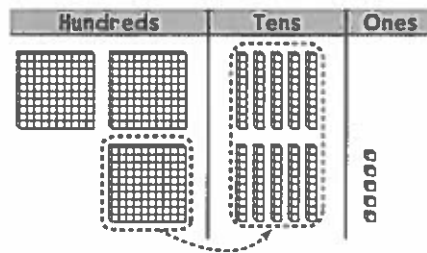
Name _____

Regrouping with Zeros

Subtract 138 from 305.

There are not enough ones to subtract 8.

Since there are 0 tens, regroup 3 hundreds as 2 hundreds 10 tens.

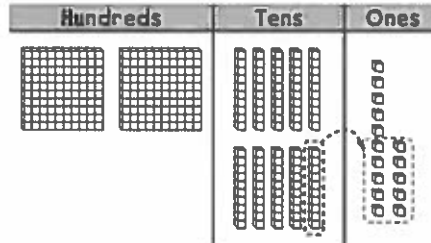


$$\begin{array}{r} 210 \\ 305 \\ - 138 \\ \hline \end{array}$$

Then regroup 10 tens 5 ones as 9 tens 15 ones.

Subtract the ones.

$$15 - 8 = 7$$



$$\begin{array}{r} 9 \\ 210 \\ 305 \\ - 138 \\ \hline 7 \end{array}$$

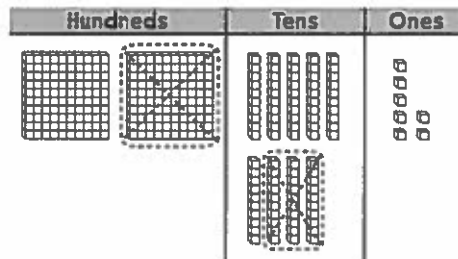
Subtract the tens.

$$9 - 3 = 6$$

Subtract the hundreds.

$$2 - 1 = 1$$

So, $305 - 138 = 167$.



$$\begin{array}{r} 9 \\ 210 \\ 305 \\ - 138 \\ \hline 167 \end{array}$$

Solve. Write the difference.

1.
$$\begin{array}{r} 801 \\ - 375 \\ \hline \end{array}$$

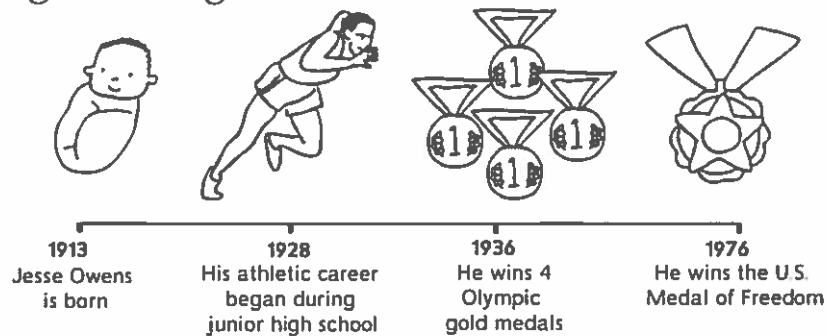
2.
$$\begin{array}{r} 693 \\ - 241 \\ \hline \end{array}$$

3.
$$\begin{array}{r} 907 \\ - 624 \\ \hline \end{array}$$

Name _____

Jesse Owens

In junior high school, Jesse Owens joined the track team. He set **records** in running. Later, at age 22, Jesse won races in the **Olympics**. He proved that everyone can do great things.



Answer the questions about the text.

1. How do you know this is a biography?

2. Why are the words **records** and **Olympics** in bold print?

3. What information does the time line help you learn?

4. What happened to Jesse Owens in 1936?

Name _____

Synonyms are words that have almost the same meaning.**Read each sentence. Write the two words that are synonyms.**

1. In that time, teaching was a common occupation, or job, for women.

2. She wanted sick people to have less pain and discomfort.

3. Elizabeth did not agree or accept that.

4. Elizabeth studied and learned medicine for two years.

5. They also ran a school to train, or teach, other women as doctors.

Name _____

room	flu	June	new	glue
fruit	crook	could	full	push

A. Word Sort

Look at the spelling words in the box. Write the spelling words that have the vowel sound you hear in the middle of *spoon*.

1. _____ 2. _____ 3. _____

4. _____ 5. _____ 6. _____

Write the spelling words that have the vowel sound you hear in the middle of *book*.

7. _____

8. _____

9. _____

10. _____

B. Pattern Smart

Read each word. Write the spelling word that has the same vowel sound and vowel spelling pattern.

11. moon _____

12. juice _____

13. foot _____

14. put _____

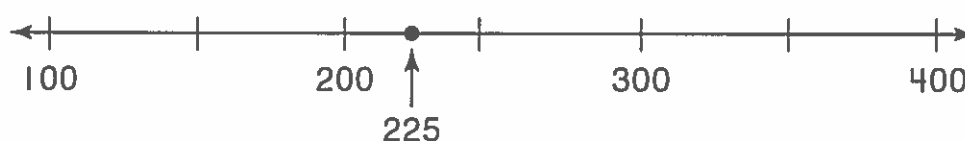
15. blue _____

Name _____

Estimation in 3-Digit Subtraction

When you do not need an exact answer,
it is called an estimate.
You can use a number line to find the nearest
hundred for a number.

Which is the nearest hundred to 225?



When you estimate to find the
nearest hundred, if the tens
digit is greater than 5, the
hundreds digit increases by 1.

If the tens digit is less than
5, the hundreds digit stays
the same.

Look at the number line.

Which hundred is the nearest hundred to the number?

The nearest hundred to 225 is 200.

Look at the number line.

Estimate to find the nearest hundred for each number.

Then estimate the difference.

1. 180

$$\begin{array}{r} 180 \\ - 145 \\ \hline \end{array}$$



$$\begin{array}{r} \\ - \\ \hline \end{array}$$

2. 349

$$\begin{array}{r} 349 \\ - 108 \\ \hline \end{array}$$



$$\begin{array}{r} \\ - \\ \hline \end{array}$$

An estimate for
the difference is _____.

An estimate for
the difference is _____.

Name _____

A. Read the draft model. Use the questions that follow the draft to help you think about the correct sequence of events.

Draft Model

Doug grew up in the city. When Doug got older, he helped out at the library. Today, he helps students with their reading. He liked to read when he was a boy.

1. What happens first in Doug's life?
2. What happens next?
3. What does Doug do today?

B. Now revise the draft by including events in the correct sequence in which they happened in Doug's life.

Name _____

Ahmed used text evidence to answer the prompt: *How are Bessie Coleman and Kate Shelley both heroes?*

Bessie Coleman and Kate Shelley are both heroes because they changed people's lives.

Bessie Coleman was determined to learn to fly, but she faced many challenges. Not many women became pilots in the early 1900s. She worked in Chicago and saved her money. Then she traveled to France to learn to fly in 1920. On June 15, 1921, she became the first African-American woman to become a lady pilot. Her dream of opening a school to teach others to fly came true after her death. She inspired other people to fly and follow their dreams.

On July 6, 1881, Kate Shelley stopped a train in the middle of the night. She crawled in the middle of the night to warn a station master that a bridge was out. If the train had continued, many people would have died. She did not think of herself, but of other people.

Both women were brave and faced many challenges. They are true heroes.

Reread the passage. Follow the directions below.

1. Circle the sentence in which Ahmed introduces the topic.
2. Draw a box around the sequence, or order, in which Bessie became a pilot.
3. Underline a detail about the challenges that Kate faced.
4. Write a possessive pronoun that Ahmed used.

Name _____

room	flu	June	new	glue
fruit	crook	could	full	push

A. Word Sort

Look at the spelling words in the box. Write the spelling words that match the spelling patterns of the vowel sounds in the words below.

*boot**gnu**cube*

1. _____ 2. _____ 3. _____

*grew**true**suit*

4. _____ 5. _____ 6. _____

*bush**hood**would*

7. _____ 9. _____ 10. _____

8. _____

B. Sounds the Same

Write a spelling word that rhymes with each word below.

11. tune _____ 12. look _____

13. zoom _____ 14. pull _____

15. should _____

Collect Data

You can take a survey to get information.

Which is your favorite sport?

Each tally mark stands for one person's answer.
Count the tally marks.

Favorite Sport		
Sport	Tally	Total
soccer		4
basketball		5
football		3

Elijah asked his classmates to choose their favorite breakfast food. He made this chart.

1. Write numbers to complete the chart.

Favorite Breakfast Food		
Food	Tally	Total
cereal		8
pancakes		
toast		
eggs		

2. How many classmates chose pancakes?


_____ classmates

3. Which breakfast food did the fewest classmates choose?

Name _____

Read Picture Graphs

A picture graph uses pictures to show information.



Key: Each  stands for 1 child.

The row with blue has 5 pictures.

So, 5 children chose blue.

Use the picture graph to answer the questions.

- How many children chose red? _____ children
- Did more children choose green or choose red? _____
- Which color was chosen by the most children? _____
- How many children in all chose a favorite color? _____ children

Name _____

room	flu	June	new	glue
fruit	crook	could	full	push

A. Word Meaning


Write the spelling word for each definition.

1. a summer month _____
2. paste _____
3. a space in a house _____
4. an illness _____
5. filled _____
6. never used before _____

B. Sentences to Complete

Write a spelling word on the line to complete each sentence.

7. Drew likes to _____ the shopping cart in the store.
8. Mom said I _____ go swimming with Sal.
9. The _____ stole a ring.
10. An apple is one kind of _____.



Name _____

A. Proofread

There are six spelling mistakes in the paragraph below. Circle the misspelled words. Write the words correctly on the lines.

My family moved this Jun. Our nue home is really nice. I even have a rume all to myself! There is a froot tree in our front yard. In the fall it will be ful of yummy red apples. I wish I culd eat them right now!



1. _____ 2. _____ 3. _____
 4. _____ 5. _____ 6. _____

B. Writing










Write about a time you were sick. What did you do? Who helped you? Use four spelling words in your paragraph.

Name _____

Make Picture Graphs

This picture graph uses 1 picture for each animal.
Draw a  for each tally mark.

Animals at the Pet Store	
Animal	Tally
fish	
hamster	
turtle	






Animals at the Pet Store					
fish					
hamster					
turtle					

Key: Each  stands for 1 animal.

How many turtles are at the pet store? 3 turtles

1. Use the tally chart to complete the picture graph.
Draw a  for each child.

Favorite Color	
Color	Tally
pink	
yellow	
blue	

Favorite Color					
pink					
yellow					
blue					

Key: Each  stands for 1 child.


2. Which color did the fewest children choose? _____
3. How many children chose pink? _____ children
4. How many more children chose blue than chose yellow? _____ more children

Name _____

Read Bar Graphs

Look at the number below the right end of each bar.

This number tells how many of each model Max has.



The bar for model cars ends at 7.

So, Max has 7 car models.

Use the bar graph.

1. How many model planes does Max have? _____ model planes

2. Does Max have more model boats
or model planes? more model _____

3. How many models does Max have in all? _____ models

Name _____

soil

broil

moist

point

toil

oil

toy

joy

coin

noise

A. Word Sort

Look at the spelling words in the box. Write the spelling words that have the *oy* pattern.

1. _____

2. _____

Write the spelling words that have the *oi* pattern.

3. _____

4. _____

5. _____

6. _____

7. _____

8. _____

9. _____

10. _____

B. Missing Letter

A letter is missing from each spelling word below. Write the missing letter in the box. Then write the spelling word correctly on the line.

11. bro l _____12. to _____13. m ist _____14. po nt _____15. so l _____

Name _____

A. Proofread

There are six spelling mistakes in the paragraph below. Circle the misspelled words. Write the words correctly on the lines.

Mom and Dad gave me a present. I thought it would be a *toi*, but it was a small tree. I had to dig a hole in the *soyl*. I had to *toyl* for a long time before the hole was deep enough. Then I planted my tree. I watered it to keep the earth *moyst*. It has been a great *joi* to watch my tree grow. Do you know which tree is mine? I will *poynt* to it.



1. _____ 2. _____ 3. _____

4. _____ 5. _____ 6. _____

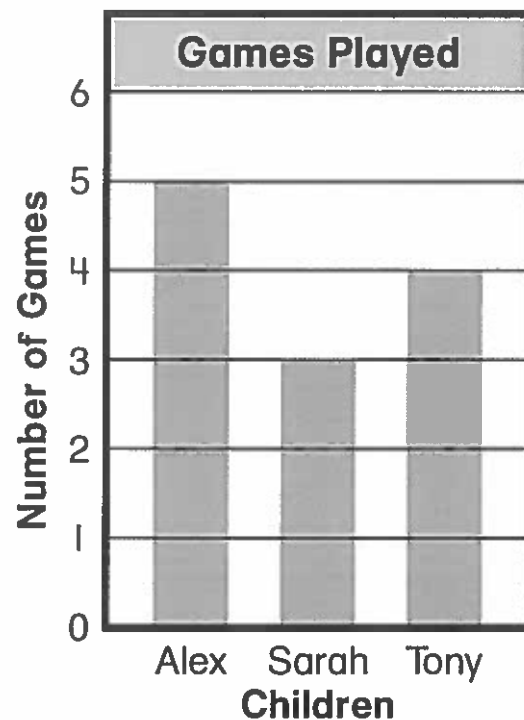
B. Writing

Write about something you worked hard to do or make. Use four spelling words in your paragraph.

Make Bar Graphs

These bar graphs show how many games Alex, Sarah, and Tony played.

- Alex played 5 games.
- Sarah played 3 games.
- Tony played 4 games.




Jim is making a bar graph to show the number of markers his friends have.

- Adam has 4 markers.
- Clint has 3 markers.
- Erin has 2 markers.

1. Write labels for the graph.

2. Draw bars in the graph to show the number of markers that Clint and Erin have.



Name _____

Phonics

Variant Vowel
spellings with
digraphs: /û/ oo, u,
u_e, ew, ue, ui,
/û/ oo, ou, u



A Look by the Brook

Ryan and his dad went to a brook in June and took a look.

"I see a hook!" said Ryan. "What can we do with it?"

They stood by the brook and looked at the hook.

"We can look for treats in nooks!" said Ryan.

"We can put the hook in the brook to look," said Dad.

Dad put one foot in the brook. He gave Ryan the hook. Ryan put it in the water. He stood still.

"I got something!" he said. He had to tug, but the hook came up. A blue book was on the hook.

"That is a good book!" said Dad. "It looks like you own a lucky hook!"

★ACTIVITY★

Write your own tale
about what Ryan
finds on the hook.

Name _____

Problem Solving • Display Data

The list shows how many hours Morgan worked on her project.
Describe how the number of hours changed from Week 1 to Week 4.

Week 1	1 hour
Week 2	2 hours
Week 3	3 hours
Week 4	4 hours

Unlock the Problem

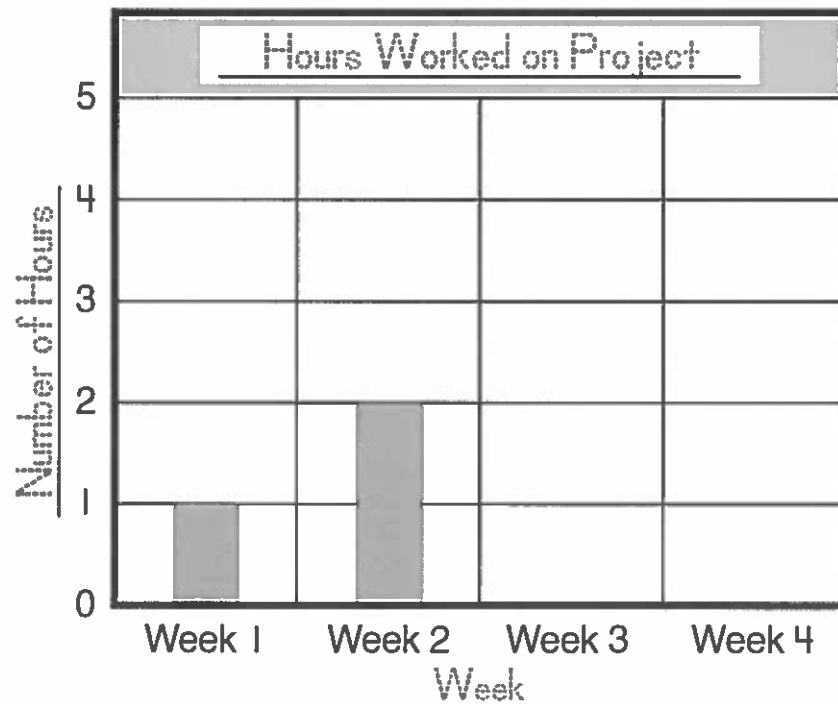
What do I need to find?

how the number of hours
changed from Week 1 to Week 4

What information do I need to use?

the number of hours Morgan
worked on her project each week

Show how to solve the problem.



The number of hours _____